




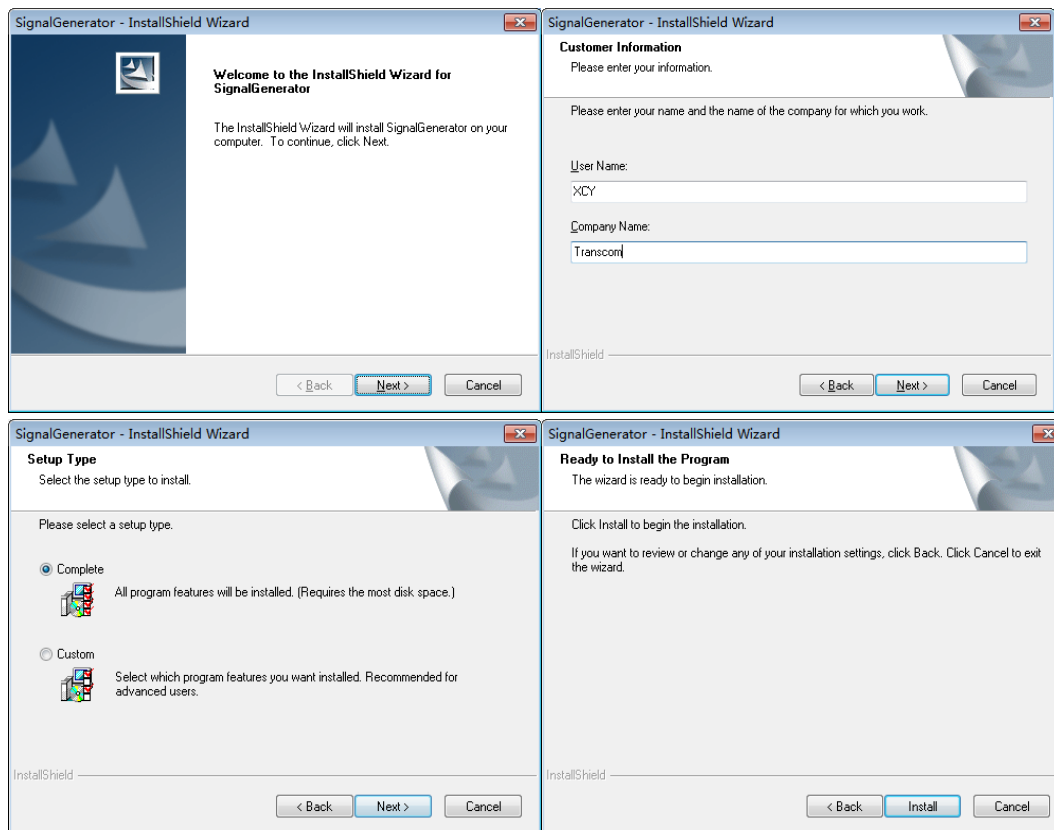
TRANSCOM INSTRUMENTS

G6 / Micro-Rx Software Installation Guide


1. copy setup.exe to any directory



2. Double-click Setup, select "Install" to install the program, follow the prompts and click Next



3. The installation is complete, the software short-cut should be on the desktop shortcut, double-click to run



4. If the message shows .Net Framework 3.5 is missing, please download .Net Framework 3.5, then install it according to its instructions.